

15 and Under

ACTIVITY SHEET 001

Objectives: Movements and placements

Number of players: 1 vs 1

Equipment: 6 balls and 1 jack per player

Set up:

No preparation necessary



Procedure:

- Both players start with a total of 15 points.
- Each player throws their jack and first ball on their side of the field.
- **The red player** tries to regain the point using the fewest balls possible on the first ball thrown by the blue player.
- **The blue player** does the same on the game created by the red player.
- Count the number of balls used by each player to regain the point and subtract it from the remaining points.
- Repeat the exercise until one of the players reaches 0 points.
- **The first player to reach 0 points loses the match.**
- **If both players reach 0 points during the same end:** play an additional end and the player who uses the fewest balls to regain the point will be the winner.

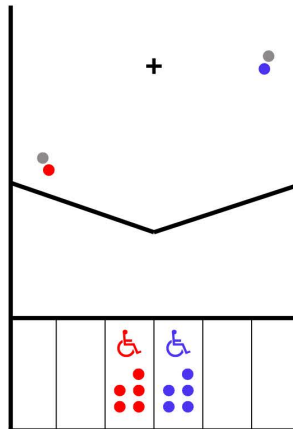
EXAMPLE (NEXT PAGE)!

Variation

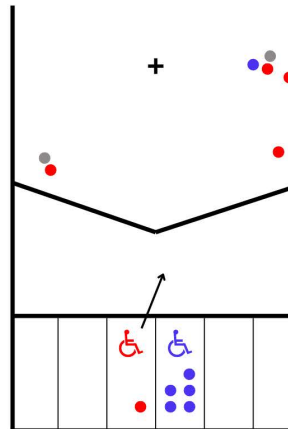
To make the activity harder, instead of making the first throw on their side of the field, players can throw anywhere on the court.

EXAMPLE

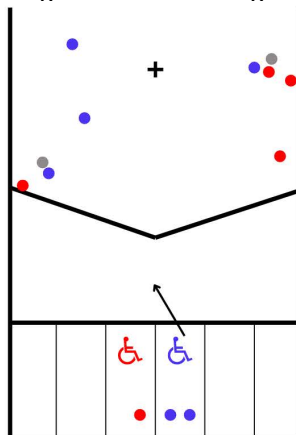
1. Both players play their jack and first ball.



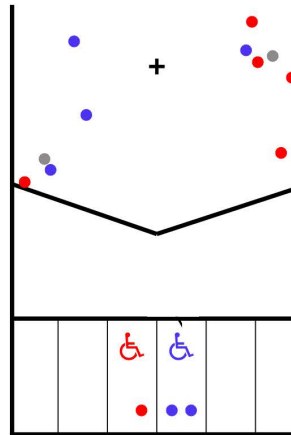
2. The red player regains the advantage.



3. The blue player regains the advantage.



4. Calculate the remaining points.



Red

Balls used: 4
 $15 - 4 = 11$
 Remaining points: 11

Blue

Balls used: 3
 $15 - 3 = 12$
 Remaining points: 12