

BOOM

ACTIVITY SHEET 003

Objectives: Movement (precision & strength) and strategy

Number of players: 2 players minimum per team

Equipment:

- Marking tape
- 2 sets of Mölkky (12 pins per set)
It is possible to substitute Mölkky pins with easy-to-knock-down objects. Then, write the point values on a piece of paper and stick them on the chosen objects.
- Three balls per player

Set up:

Place the pins on the markers decided before the start of the exercise. Ideally, position the pins with lower point values at the front of the field and those with higher values towards the back.



Procedure

- Each team stands in the assigned boxes. Use the pair's play boxes.
- The starting team is chosen randomly.
- Teams play alternately, and the player who throwss is determined among teammates.
- Add up the score of each fallen pin for each team.
- The end is finished when both teams have no more balls.
- The winning team is the one that obtained the most points.

Note: Do not move a thrown ball or a fallen pin that remains inside the field area.

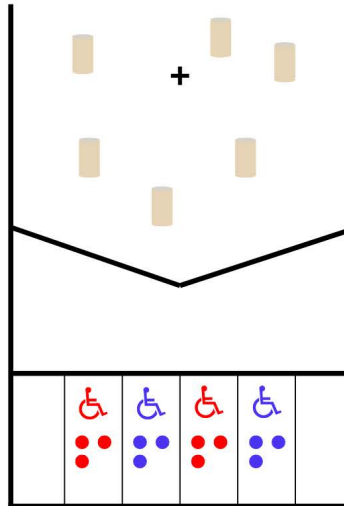
Variation

It is possible to play 1 vs 1. In this case, players will stand in the individual play boxes and will have 6 balls each.

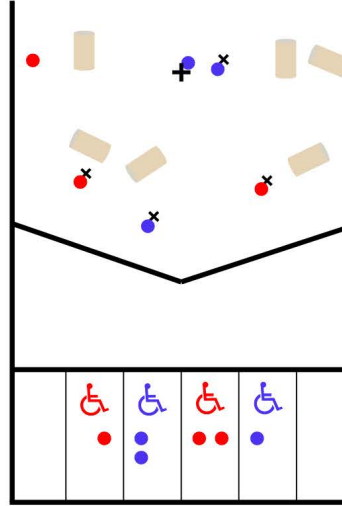
EXAMPLE

To facilitate understanding, only 6 pins are shown in the example. **For the exercise, all pins should be included.**

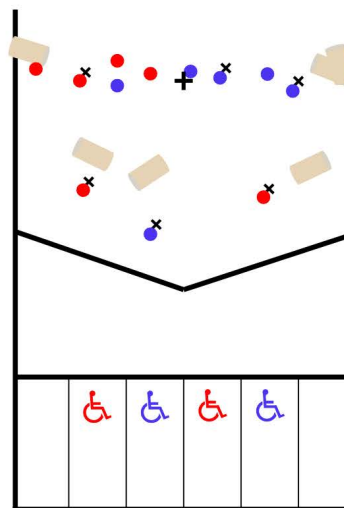
1. Place the Mölkky pins on the field.



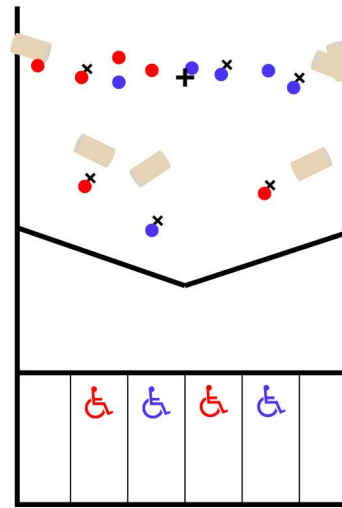
2. Teams play alternately trying to knock down pins.



3. Play until players have no more balls.



4. Calculate the points and repeat desired number of ends.



Red

Pins knocked down: 3, 5, 12
 $3+5+12=21$
 Total: 21

Blue

Pins knocked down: 1, 7, 9
 $1+7+9=17$
 Total: 17